



Quality Tools for Smart Cleaning™



THE ALL NEW

***n*LITE®**

CLEANING SAFELY FROM THE GROUND
HAS NEVER BEEN THIS POWERFUL.



nLITE®

THE ALL NEW nLITE WATERFED POLE SYSTEM

Unger's Generation 2 nLITE Waterfed Pole System exemplifies innovation and high quality. Pure water is the fastest and most efficient way to clean outdoor glass surfaces and Unger's lightweight and rigid nLITE Carbon water fed poles keep workers safe on the ground.


- No twisting: trouble-free work and less wear and tear
- Optimal stability-to-weight ratio
- Greater pole rigidity
- More precise control of the cleaning movement

LIGHTER, MORE PRECISE, FASTER.



SMART LOCK CLAMPS

- Easy and quick to close with just one finger
- Clamp mechanism that protects the carbon material and ensures a long service life for the pole
- Extension stop prevents pulling out pole elements too far



INTEGRATED HOSE MANAGEMENT

Internal routing of the new, highly flexible DuroFlex hose in the telescopic pole for trouble-free work on windows and facades.

Complete flexibility: external routing possible with optional hose keeper clips.



PRECISION GRIP POLE FORM

Innovative, unique pole shape, with contact surfaces optimally adapted to the shape of your hand:

- For ergonomic working and making best use of your strength
- More precise control of the cleaning movement and high force transmission
- Uninterrupted work due to non-twisting pole





TOP PERFORMANCE THROUGH PROGRESS

Innovation, high quality, and customer-oriented development have always been **UNGER**'s guiding principles. This applies once again to the new generation of the **nLITE** telescopic pole system:

- German engineering in a timelessly stylish design
- Intelligent solution for faster, more flexible system setup
- Pioneering technologies for more effective cleaning results
- High Quality – Made in Germany



HIGH-END CARBON MATERIALS

Ultra-lightweight. Extremely durable. Three choices of carbon:

- **CARBON COMPOSITE:** High quality mix of carbon and glass fibers
- **CARBON 24K:** Premium carbon fibers in a unique weave of 24,000 fibers per bundle
- **COMING SOON - HiMod CARBON:** Premium carbon fibers with extreme rigidity and high resilience



MORE STABLE, HIGHER, MORE PRECISE!

UNGER has developed its new **nLITE** telescopic poles to take your performance to new heights. Maximizing refined details and precision while minimizing time and effort spent getting organized for your work.



POWER BRUSH AND ANGLE ADAPTER

Innovative modular system that offers almost limitless application options

- 2 brush widths combined with further equipment options
- Gooseneck adapter system = maximum flexibility even in hard-to-reach places

TELESCOPIC MAIN POLE

6-sections main telescopic pole:

- Can be extended with extension poles (CARBON 24K)
- Length 28' (collapsed 5.5') means you can reach the third floor
- Optimal diameter for perfect ergonomic handling

EXTENSION ADAPTER


Connects the first telescopic extension pole to the telescopic main pole with internal hose routing.



TELESCOPIC EXTENSION POLE

2-sections telescopic extension pole:

- Length 10.5' (collapsed 6') = one floor
- Depending on the version, up to 2 extension poles can be used
- Working heights up to 52.5'
- Constant and optimal diameter for every length





UNPRECEDENTED DIMENSIONS IN WINDOW CLEANING


The pole lengths offered by the all new **nLITE** system have been created and optimized for your everyday work.

The telescopic main pole now measures 28', so it extends to the third floor. Each extension pole offers exactly the additional length to take you up another story (10').

For cleaning two story buildings or with a boom lift, we have the right solution for you with telescopic poles ranging from 10.5' to 20' in length.

UNGER guarantees the best possible premium quality in each material class used and thus the perfect solution for every working height.

15 ft — Color = material quality
Feet shown = working height



Part number:	CC32T
Pole sections:	2
Total pole length:	10.5'/3.2 m
Recommended for:	1st floor

CC60T	CF60T
4	4
20'6 m	20'6 m
2nd floor	2nd floor

Carbon COMPOSITE

RESILIENCE: 100 GPa*

Recommended for working heights of up to **32.5'**

*GPa (Gigapascal) is a unit of measure of material strength

Carbon 24k

RESILIENCE: 210 GPa*

Recommended for working heights of up to **52.5'**

*GPa (Gigapascal) is a unit of measure of material strength



CC85T

6

28'/8.5 m

3rd floor

CF86G

6

28'/8.5 m

3rd floor

CF86G + CF33G (2)

6 + 2+2

49'/15 m

5th floor

Carbon 24K Main/Extension Poles (CF86G, CF33G) reach heights up to 52.5'.
Up to 2 Extensions can be added to the Main Pole.

Telescopic Poles (CF60T, CC85T, CC60T, CC32T) can extend
up to 28' depending on pole size chosen.



NEW!

SWIVEL FUNCTION AND POWER BRISTLE TECHNOLOGY

RINSE BAR

This special flushing nozzle bar is attached above the brush and delivers the right amount of pure water exactly where it is needed for powerful rinsing of the cleaned surface, more effective than ever before! Ideal in connection with the swivel function.

- Water jets from the nozzle block built into the middle of the brush ensure powerful dirt removal



POWER BRISTLE TECHNOLOGY

- A** Inner bristles with extremely high cleaning performance, comparable to natural hair bristles
- B** Longer outer bristles for easy gliding: no more jumping of the brush





Outstanding down to the last detail: a fully optimized brush concept prepares you for almost any challenge.


- Clever water distribution system
- Innovative bristle technology
- Precision cleaning down to the last corner
- Ultimate cleaning performance for perfect results



SWIVEL LOCK

You've never cleaned faster and more precisely down to the last corner: the swivel function is a completely new way of cleaning with pure water up to the second floor (20'). Open the swivel lock and experience the advantages:

- The brush socket, which can be swivelled freely through 180°, enables the surface to be cleaned with an S movement with the brush touching down over the entire surface
- Enlarges the work area, ideal for cleaning from boom lifts or gondolas







MODULAR ANGLE ADAPTER SYSTEM: CLEAN HARD-TO-REACH PLACES

Another innovative feature of the new **nLITE** pole system is the modular angle system, in which you can combine four individual elements in any number of variants in order to easily reach places that are difficult to access. Whether you are cleaning difficult overhanging elements or glass roofing and walls, this system gives you the perfect angel for every application.

Simply adapt the modular angle adapter individually to your application. The angle is freely adjustable and quickly fixed with the clamps.

- A** Angle adapter small
- B** Angle adapter medium
- C** Angle adapter long



FAST LOCK

With a single click: simple, fast, and stable connection for every work situation:

- Change brushes in seconds
- Adjust brush angle in 45° stages
- No twisting when cleaning!

ANGLE ADAPTERS

Choose from three pre-configured angle adapters:

NEW!

230°

230°

230°

C

B

A

Angle adapter L
NGS45

Angle adapter M
NGS30

Angle adapter S
NGS15

HYDROPOWER: OUR INNOVATIVE AND EFFICIENT PURE WATER FILTERS

If you want to clean with the most advanced telescopic pole system, the right pure water filter is essential. Depending on your individual requirements, choose between DI or RO in different performance classes.



PRODUCT OVERVIEW

nLITE® Poles

	Part No.	Info	Extended	Collapsed	Sections	Case Pack
CARBON COMPOSITE	CC32T	Composite Telescopic Pole	10.5'/3.2 m	5.5'/1.7 m	2	1
	CC60T	Composite Telescopic Pole	20'/6 m	5.5'/1.7 m	4	1
	CC85T	Composite Telescopic Pole	28'/8.6 m	5.5'/1.7 m	6	1
CARBON 24K	CF60T	Carbon 24K Telescopic Pole	20'/6 m	5.5'/1.7 m	4	1
	CF86G	Carbon 24K Main Pole	28'/8.6 m	5.5'/1.7 m	6	1
	CF33G	Carbon 24K Extension Pole	10.5'/3.2 m	6'/1.8 m	2	1

All telescopic poles (excl. extension poles) are delivered with an internal hose (pole length + approx. 30 cm)
The hose from the pole to the water filter must be supplemented (DLS25).

nLITE® Power Brushes, Angle Adapters and Accessories

	Part No.	Info	Width	Bristles	Case Pack
POWER BRUSHES	NUF28	Power Brush	11"/28 cm	Unflagged	1
	NFF28	Power Brush	11"/28 cm	Flagged	1
	NUF41	Power Brush	16"/41 cm	Unflagged	1
	NFF41	Power Brush	16"/41 cm	Flagged	1
	NUK28	Power Brush Complete	11"/28 cm	Unflagged	1
	NFK28	Power Brush Complete	11"/28 cm	Flagged	1
	NUK41	Power Brush Complete	16"/41 cm	Unflagged	1
	NFK41	Power Brush Complete	16"/41 cm	Flagged	1
	*NUH28	Hybrid Brush	11"/28 cm	Flagged	1
	*NUH41	Hybrid Brush	16"/41 cm	Flagged	1
	*NFS28	Soft Brush	11"/28 cm	Unflagged	1
	*NFS41	Soft Brush	16"/41 cm	Unflagged	1

*Coming soon

	Part No.	Info	Length	Case Pack
ANGLE ADAPTERS	NGS15	Angle Adapter - Short	6"/15 cm	1
	NGS30	Angle Adapter - Mid	16.5"/42 cm	1
	NGS45	Angle Adapter - Long	32"/82 cm	1

	Part No.	Info	Length	Case Pack
ACCESSORIES	NLHCC	Master/Extension Connection	16"/41 cm	1
	NLHKP	Hose Keeper Set (x6)	-	1
	DLS25	DuroFlex Hose	82'/25 m	1
	NLWVI	Water Flow Regulator	-	1
	NLCLA	Classic Tool Adapter	-	1
	NLTHR	Euro Thread Adapter	-	1

	Part No.	Info
GEN 1 KITS	UHPK4	HydroPower Ultra Professional 55'/ 17m Kit
	NLKU3	nLite HiMod 55'/ 17 m Kit

	Part No.	Info
GEN 2 KITS	UNLK1	HydroPower Ultra Entry Kit 20'/ 6m Kit
	NLKT3	nLITE Carbon 24K 39'/ 12m Kit
	UNLK2	HydroPower Ultra Advanced Carbon 39'/ 12m Kit
	NLTHR	HydroPower Ultra Large Carbon 39'/ 12m Kit

100%
CUSTOMER
SATISFACTION
GUARANTEE