




nLITE Carbon Composite POLE SECTIONS


| POLE | LENGTH | SEGMENTS | SEGM. 1 | SEGM. 2 | SEGM. 3 | SEGM. 4 | SEGM. 5 | SEGM. 6 |
|----------|-------------|----------|----------|----------|----------|----------|----------|----------|
| | | | 22 mm | 25 mm | 28 mm | 31 mm | 34 mm | 37 mm |
| Extended | | | PART NO. | PART NO. | PART NO. | PART NO. | PART NO. | PART NO. |
| CC32T | 10.5/3,20 m | 2 | 22789 | 22788 | | | | |
| CC60T | 20/6,00 m | 4 | 22789 | 22792 | 22791 | 22790 | | |
| CC85T | 28/8,60 m | 6 | 22789 | 22792 | 22791 | 22795 | 22794 | 22793 |

nLITE Carbon 24K POLE SECTIONS

| POLE | LENGTH | SEGMENTS | SEGM. 1 | SEGM. 2 | SEGM. 3 | SEGM. 4 | SEGM. 5 | SEGM. 6 |
|----------|-------------|----------|----------|----------|----------|----------|----------|----------|
| | | | 22 mm | 25 mm | 28 mm | 31 mm | 34 mm | 37 mm |
| Extended | | | PART NO. | PART NO. | PART NO. | PART NO. | PART NO. | PART NO. |
| CF60T | 20/6,00 m | 4 | 22799 | 22798 | 22797 | 22796 | | |
| CF86G | 28/8,60 m | 6 | 22799 | 22798 | 22797 | 22802 | 22801 | 22800 |
| CF33G | 10.5/3,20 m | 4 | | | | | 22804 | 22803 |



| nLite CLAMP REPLACEMENT SET | | |
|-----------------------------|---------------------------------|-----------|
| PART NO. | SIZE | CASE QTY. |
| 23145 | 6 clips, 6 screws, 6 bars | 1 |



| nLITE PROTECTION CAP | | |
|----------------------|--|-----------|
| PART NO. | | CASE QTY. |
| NLPCP | | 1 |



EXCHANGING OF POLE SECTIONS:

1. Remove the lower screw of the clamp. The double sided adhesive tape of the clamp must be replaced if necessary (see below)
2. Carefully pull the pole section upwards with the clamp.

ATTENTION: There is a stop tape at the end of each pole section, this must not be damaged during removal and reinserting!

nLITE SmartLock CLAMPS




| SEGM. 1 - Ø 22 mm | SEGM. 2 - Ø 25 mm | SEGM. 3 - Ø 28 mm | SEGM. 4 - Ø 31 mm | SEGM. 5 - Ø 34 mm | SEGM. 6 - Ø 37 mm |
|-------------------|-------------------|-------------------|-------------------|-------------------|-------------------|
| PART NO. | PART NO. | PART NO. | PART NO. | PART NO. | PART NO. |
| 23134 | 23135 | 23136 | 23137 | 23138 | 23139 |



REPLACING SMART LOCK CLAMPS:

1. Remove the lower screw of the clamp.
2. Carefully pull the clamp upwards.
3. If the adhesive tape under the clamp shifts, replace it (1.5' of tape included with replacement spare clamps).
4. Carefully slide the clamp over the tape (spread the clamp) and retighten the screw.


ATTENTION: The clamps must always be fixed with adhesive tape to ensure stability during work!




nLITE HANDLE




| POLE | Small Ø 25 mm | Medium Ø 31 mm | Large Ø 37 mm |
|-----------------------|---------------|----------------|---------------|
| | PART NO. | PART NO. | PART NO. |
| CC16T / CC32T | 22814 | | |
| CC60T / CF60T | | 22815 | |
| CC85T / CF86G / CF33G | | | 22816 |



| SAFETY RING | | |
|-------------|-------------------------|-----------|
| PART NO. | INFO | CASE QTY. |
| 22623 | for Swivel Brush Socket | 1 |




| HOSELOCK ALU CONNECTOR | | |
|------------------------|------------------|-----------|
| PART NO. | INFO | CASE QTY. |
| CTHLC | for DLS25 (hose) | 1 |




| BRUSH SOCKET | | |
|--------------|-------------------------|-----------|
| PART NO. | INFO | CASE QTY. |
| NLSWS | Swivel mechanism | 1 |
| 23104 | Fixed mechanism | 1 |
| 23103 | Fastening screw (1 pc.) | 1 |


nLITE ANGLE ADAPTER ELEMENTS




| PART NO. | INFO | CASE QTY. |
|----------|--|-----------|
| 22805 | Element A - pole adapter (Gen 2 only) | 1 |
| 22806 | Element B - brush adapter | 1 |
| 22807 | Element C - short (incl. hose & quick connector) | 1 |
| 22808 | Element D - long (incl. hose & quick connector) | 1 |




| QUICK CONNECTOR | | |
|-----------------|-------|-----------|
| PART NO. | SIZE | CASE QTY. |
| 22809 | 8m>8m | 1 Set (5) |




| QUICK CONNECTOR ANGLE | | |
|-----------------------|------------|-----------|
| PART NO. | SIZE | CASE QTY. |
| 22811 | 8m>8m, 90° | 1 |




| HOSE FOR BRUSH CONNECTION | | |
|---------------------------|-------|-----------|
| PART NO. | SIZE | CASE QTY. |
| 22813 | 20 cm | 1 Set (5) |



| SOFT TOUCH BUMPER | | |
|-------------------|--|-----------|
| PART NO. | | CASE QTY. |
| 23106 | | 1 |



| RINSE BAR FOR BRUSHES | | |
|-----------------------|-------|-----------|
| PART NO. | SIZE | CASE QTY. |
| NLR28 | 28 cm | 1 |
| NLR41 | 41 cm | 1 |



| nLITE JET BLOCK FOR BRUSHES | | |
|-----------------------------|-------|-----------|
| PART NO. | SIZE | CASE QTY. |
| 23114 | 28 cm | 1 |
| 23115 | 41 cm | 1 |